


Dear colleague

Please follow the instructions below to navigate to the Provider Briefing resources on the SfYC Moodle site.

To log in, go to <http://sfyctraining.hants.gov.uk/>



Click **Log in** at the top right of the Moodle homepage.



The log in boxes will open on the left-hand side of your screen.

Enter your username and password provided and click **Log in**.

If you have forgotten, or do not know your log in details, please email sfycmoodle@hants.gov.uk

Forgotten your username or password?
Some courses may allow guest access
[Log in as a guest](#)
Cookies must be enabled in your browser [?](#)
You are not logged in.
[Home](#)

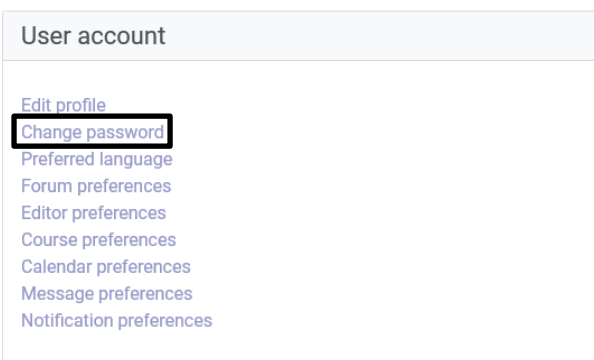
Changing your Password

We recommend that you change your password. To do so:



Click on your name at the top right hand side of the Moodle homepage.

Select **preferences** from the drop-down list.



Under the **User account** section. Select **Change password** from the list of options.

Enter your existing password and new password as instructed and click **Save changes**.

Click the **home** button from the navigation pane to the left of your screen, to return to the homepage.



To access the Provider Briefing resources.

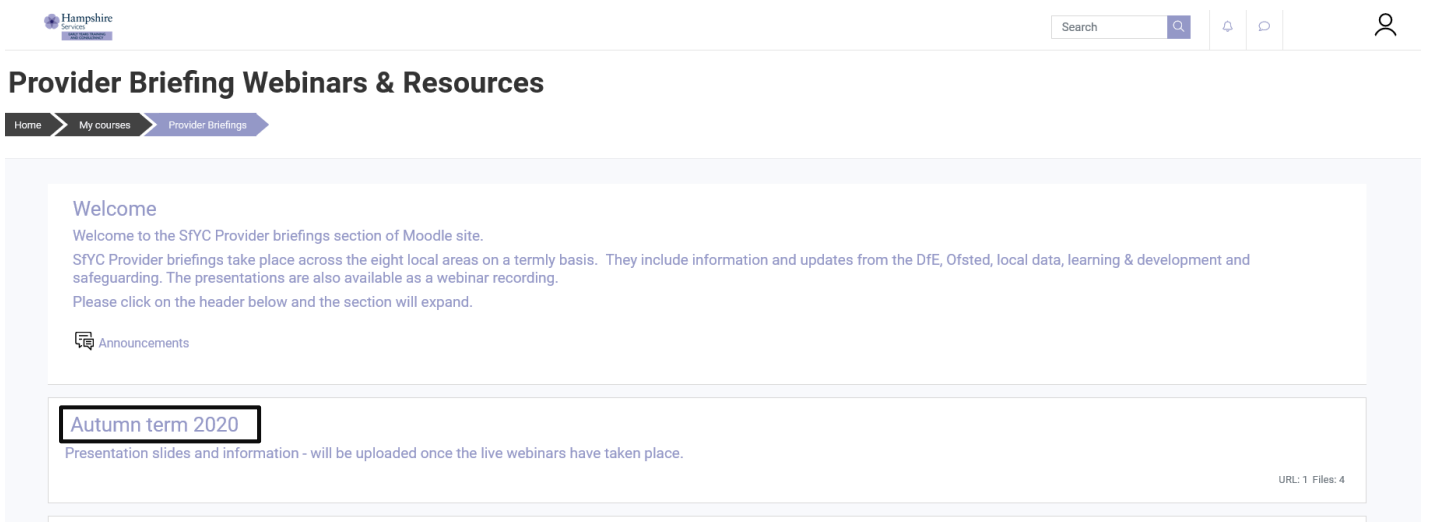


Scroll down the homepage and select the **Business and Welfare** tile.

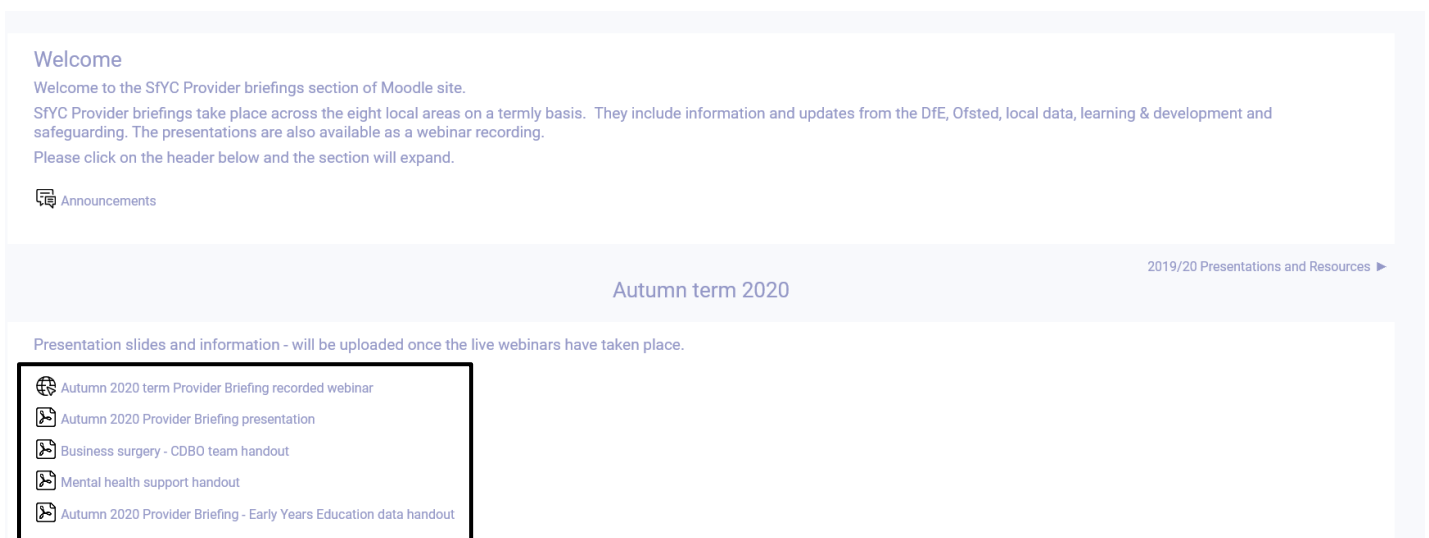
From this page, click the Provider Briefing Webinar & Resources tile.



To access the resources, click the title of term you require, for this example we are looking at the Autumn term 2020 resources.



The resources available for you to view and complete will have an icon to the left hand side of the title. Click the title to open the resources.



Remember to click the **back button** within your browser window, to return to Moodle after viewing each resource.